



黄山学院

2022-2023学年本科教学

质 报 告

黄山学院

2023年12月

.....	1
.....	4
.....	4
.....	4
.....	4
.....	7
.....	8
.....	10
.....	10
.....	11
.....	12
.....	13
.....	19
.....	19
.....	21
.....	24
.....	24
.....	27
.....	31
.....	33
.....	33
.....	35
.....	37
.....	37
.....	39
.....	40
.....	40
.....	41
.....	41
.....	42
.....	43
.....	43
.....	44
.....	46
.....	48
.....	50
.....	50
.....	50

"

" " " "

" "

" "

59

55

22

40%

2023

3

2023

1

								农	
	22	9	5	6	4	4	3	2	55
%	40	16.36	9.09	10.91	7.27	7.27	5.45	3.64	100

5
13

24

2

1 2021

4

2

		专业			优 专业	
1				2002		
2				2010	—	2021
3				2006		
4				2005		
5				2004		
6				2002	—	
7				2006		
8				2005		
9				2008	—	
10				2005		2023
11				2010		
12				2002		
13				2003		
14				2014	—	
15				2011	—	
16				2003		
17				2003	—	
18				2021		
19				2012	—	
20				2008	—	
21				2003		

22				2006		
23				2012	—	
24				2016	—	
25				2004		2023
26				2007	—	
27				2016	—	
28				2006		
29				2006		
30				2006		
31				2015	—	
32				2002		
33				2007	—	
34				2011	—	
35				2003	—	
36				2020	—	
37				2006		
38				2008	—	
39				2005		
40				2011	—	
41				2004	—	
42				2023		
43				2013	—	2023
44				2004	—	
45				2008		
46				2006		
47				2004		
48				2007	—	
49				2013	—	
50				2011	—	
51				2005		
52				2011		
53				2012	—	
54				2013	—	
55				2008		
56				2017	—	

2022-2023

17939

122

147

2023 55 9 4527
 4526 4232 294
 3 2023

内									
120	374	20	2381	330	160	320	527	175	119

备 上 2023.9。

2023 495 495
 472 440
 482 482
 459 427
 87.1%
 4

4 2021—2023

	2021			2022			2023		
	519	544	32777	480	509	31000	440	472	36061
	415	450	12573 3	435	466	126215	427	459	127447
	152.05	156.12	2294	155.42	158.17	2287	156.94	160.73	2290
	489.47	689	6118	624.22	705.1	6051	623.49	701.53	6089
	535.1	633.4	1885	641.37	684.27	1787	653.63	689.3	1784
	588.83	646.13	853	597.35	623.73	1010	552.73	587.73	1128
	467.45	475.61	497	573.13	602.48	530	588.67	622	488

1. 及 专业 2016 为 内 2.2017 安 取 三 取。

2023

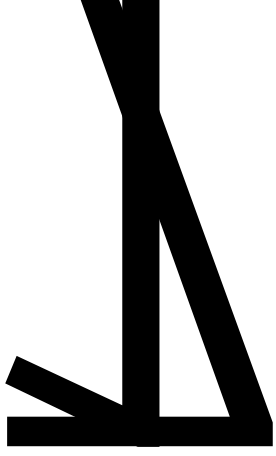
3

3

5


5 2023

		519	495	497.6	495
		510	482	486	482
		498	472	485.47	440
		490	459	474.96	427
		726.47	701.53	714	623.49
		694.77	689.3	692.1	653.63
		647.65	622	626.3	588.67
		633.33	587.73	610.53	552.73
		162.71	160.73	161.7	156.94



73

1073



48

1045

"

"

86

2022-2023

"

" "

"

876

439



2022-2023

394

394

50.11%

/

图5 山学 师 伍学历 分布图

90.87%

256

13.58%

63

439
18.61%

50.11%
119

2023

2022-2023

17

13 47

2023

48 40

15 11

2022-2023 2552

1032 40.44%

325 12.74%

31.62%

807

2022-2023 6503

2228 34.26%

580 8.92%

1733 26.65%

96%

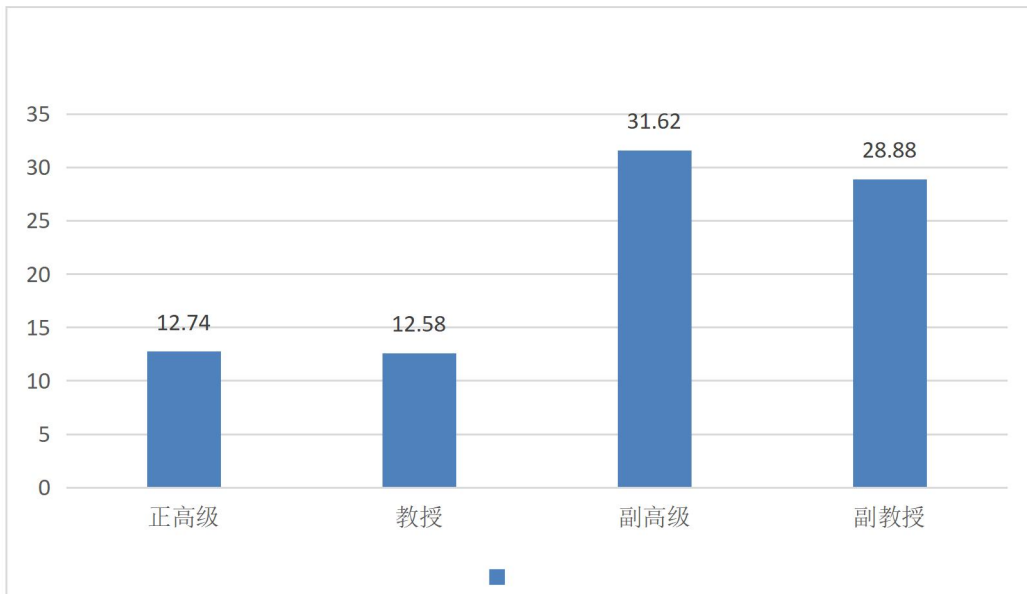
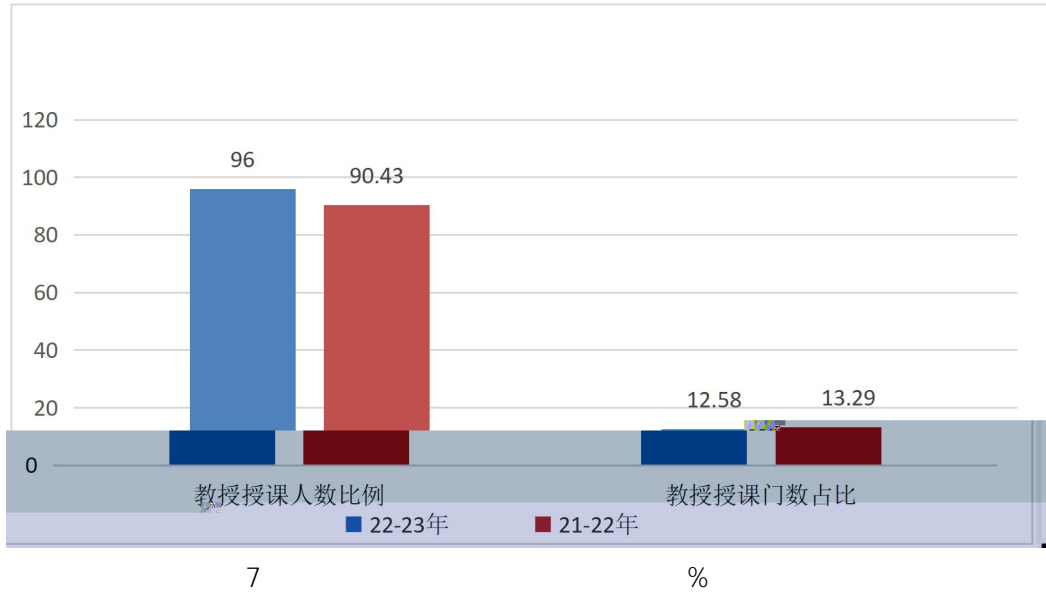
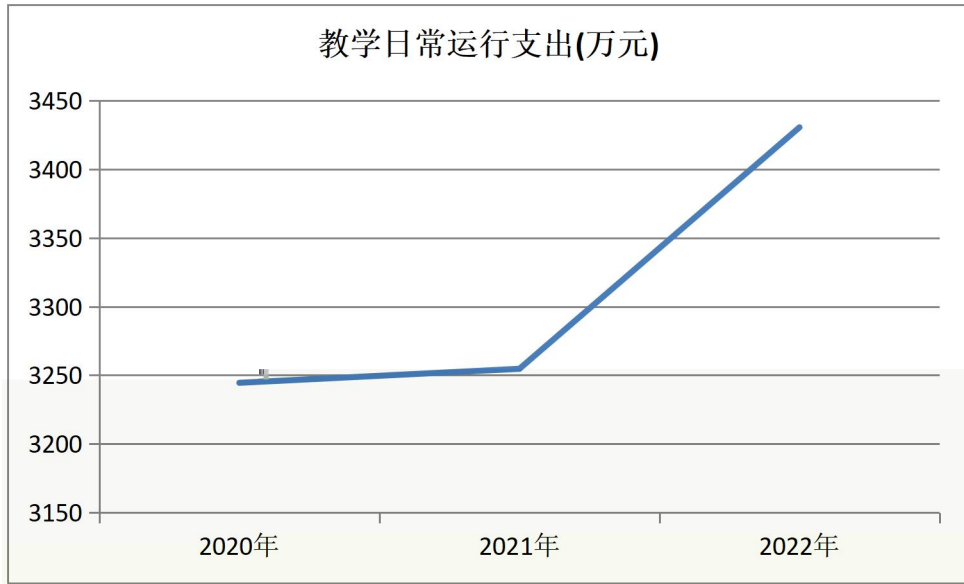


图6 各 别 师 占 %



6

	值	值
	17939	14555.79
	18208.7	16983.27
	18003	16584.21
%	99.64	87.77
	876	747.35
%	34.93	36.23
	59	39.22
	16.97	19.37
	1.83	0.991831
	2773.34	1865.47
	90.51	85.64
	2071656	1417570.98
	2307558	--
	11588829	--
	177963	--
	15.93	14.12
	2.74	1.51
	1884.05	2543.43
	3994.95	2730.13



8

9


		内 事业 入之	例 %	例 变化 %
2020	3244.5	22104.0	14.7	—
2021	3254.7	23064.8	14.1	-0.6
2022	3430.6	25893.0	13.2	-0.9

2020 — 2022 11703.7
 2020 3835.0 2021 3873.8 2022 3994.9

10 9

10

			%
2020	3835.0	—	—
2021	3873.8	38.8	1.0
2022	3994.9	121.1	3.1
	11703.7		



9

2020	—	2022	2939.4	2020	837.8
2021	873.6	2022	1228	2020	—
471.6	674.4			—	2022
10					442.1
					11

11

2022-2023

13 2023

2023	164.80	207.17	18208.7	90.51	113.77

2023

18177 121 57198
19989 592

2023 3.33 1.83
2773.34

9.08%

16958.0 2.315 10
343 8713.82 17939
12907.59

2022-2023

" + " " "

4+0

2022

III

2023-2025

4

23

110

255

10

14

23

14

	专业			
1				2021. 02
2				2021. 02
3				2022. 06
4				2022. 06
5				2022. 06
6				2008. 10
7				2009. 09
8				2010. 11
9				2011. 11
10				2013. 12
11				2014. 12
12				2015. 11
13				2016. 12

14				2018. 12
15				2017. 12
16				2017. 12
17				2019. 12
18				2019. 12
19				2019. 12
20				2019. 12
21				2019. 12
22				2019. 12
23				2019. 12
24				2019. 12
25				2021. 02
26				2021. 02
27				2022. 06
28				2022. 06
29				2019. 12

2022 " "

" 2022

" "

< >

< >

2022 " "

" " "

2022- 2023

15

体

65	47
	10
16	16
33	38

2022- 2023

2552 6503

16 2022- 2023

	1473	3387
	1308	3116
	2781	6503

2022- 2023

17

4552

			人
1	MOC		
2	MOC		
3	MOC		
4			
5			
6			
7		2	
8			
9			
10			
11			
12			
13			
14			
15		(Rhi no)	
16			
17			

" "

2

90

199

2022-2023

100

100

5669

92.81%

2022-2023

3190

30

30

631

19.78%

31—50

970

30.41% 51—100

1376

43.13% 100

213

6.68%

2022-2023

2918

30

577

19.77%

31—50

906

31.05%

51—100

1209

41.43% 100

226

2022-2023

7.75%

18

2022-2023

		30	31—50	51—100	100	
		631	970	1376	213	3190
		19.78%	30.41%	43.13%	6.68%	—
		577	906	1209	226	2918
		19.77%	31.05%	41.43%	7.75%	—

3

5	" "			
6				
7				
8				
9				
10				
11				
12				
13		MOC		
14		MOC		
15		MOC		
16				
17				
18				
19			2	
20				
21				
22				
23				
24				
25				
26				
27			(Rhi no)	
28				
29				
30				
31				
32				
33				
34				
35				
36				
37				
38				
39			CBE	
40			---	
41				
42		" "		

43				
44				
45				
46		" "		
47				
48		STEM		
49		Python OBE		
50				
51		" "		
52		" "		
53				
54				
55		" + "		
56				
57		---		
58				
59		---		
60				
61				
62		—		
63		OBE		
64				
65				
66				
67		---		
68		" + "		

69		" MOC+SPOC"		
70				
71		DDCC		
72		"		
73		OBE		
74		--- 2022		
75		" " ---		
76				
77		—		

" "

20%

25%

25%

30%

36. 84%

43. 87%

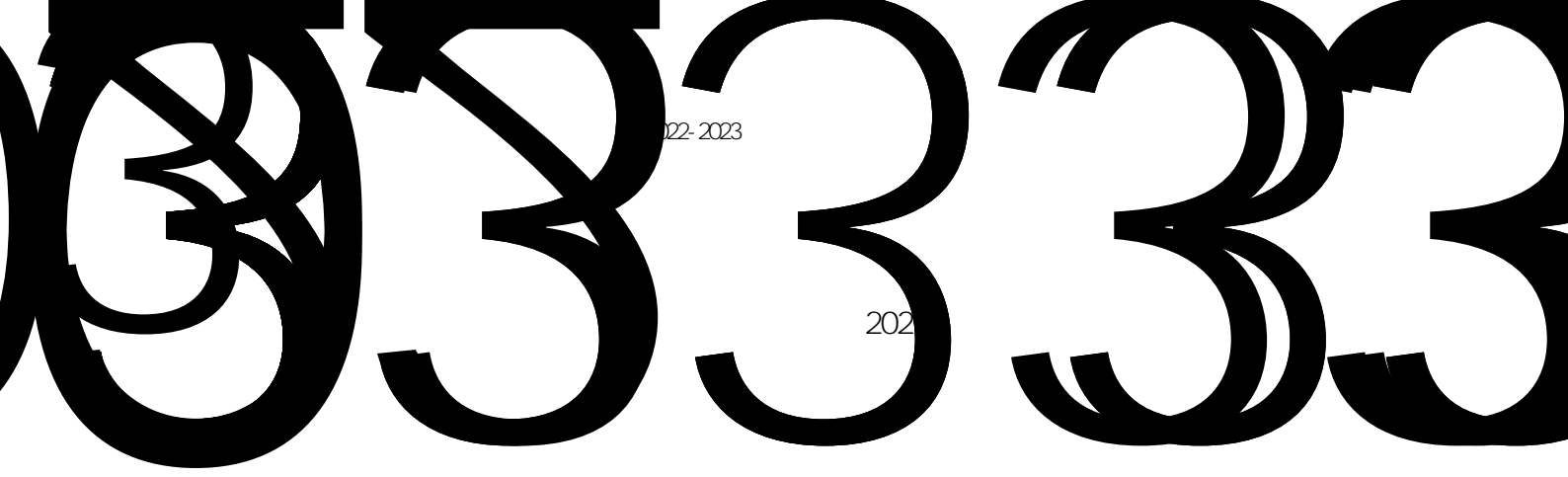
20

1			120902		161	65	40. 37
2			120903		159	65. 5	41. 19
3			120901K		159	72	45. 28
4			120206		161	63	39. 13
5			082708T		181	71	39. 23
6			120210		175. 5	64	36. 47
7			050101		161	49	30. 43
8			050103		161	52	32. 30

9			020401		161	53.5	33.23
10			120202		160	55.5	34.69
11			120203K		161	58.5	36.34
12			120204		161	53	32.92
13			120401		161	50	31.06
14			120801		161	70.5	43.79
15			130202		161	68.5	42.55
16			130502		161	91.5	56.83
17			130503		161	89	55.28
18			130504		161	87	54.04
19			130507		161	93	57.76
20			130508		161	84	52.17
21			050201		161	64.7	40.19
22			050207		161	69	42.86
23			040203		158	95	60.13
24			040201		155	83	53.55
25			040207T		158	96	60.76
26			040106		159	66.5	41.82
27			040107		160	55	34.38
28			071102		175.5	59	33.62
29			050301		156.5	66.5	42.49
30			130304		156	80	51.28
31			130305		160	71	44.38
32			130309		157	93	59.24

21

		专业	专业代				例
1			090501		181	53	29.28
2			090502		181	84	46.41
3			082701		181	65.5	36.19
4			071002		181	65.5	36.19
5			071001		181	65.5	36.19
6			082503		181	53.5	29.56
7			080701		181	59	32.60
8			080705		178	56.5	31.74
9			080901		179	59.5	33.24



2022-2023

202

30%

2022-2023

	8420		4376	4071
	2022		171	
62	109			
	11684	64.2%		
	2022-2023			
	1167	212	955	2022
	80	"	+"	
1	1	2		

2023

4	118	116
---	-----	-----

—

		6		8	28
			3		
680		2023		20	
15	19		9		
5					

/

2022- 2023

2241

"

"

2022- 2023

29

2023 4884 4775 7
 99.85% 102 4775 4749
 99.46%
 23 2023

	专业	业人	业人	业	位予	位予
		71	71	100.00%	70	98.59%
		71	71	100.00%	70	98.59%
		68	68	100.00%	67	98.53%
		82	81	98.78%	81	100.00%
		55	55	100.00%	54	98.18%
		80	80	100.00%	78	97.50%
		99	97	97.98%	91	93.81%
		99	99	100.00%	99	100.00%
		33	33	100.00%	33	100.00%
		61	61	100.00%	61	100.00%
		68	68	100.00%	68	100.00%
		115	114	99.13%	114	100.00%
		140	140	100.00%	140	100.00%
		176	176	100.00%	176	100.00%
		39	39	100.00%	39	100.00%
		114	114	100.00%	114	100.00%
		77	77	100.00%	77	100.00%
		35	35	100.00%	35	100.00%
		73	73	100.00%	73	100.00%
		77	77	100.00%	77	100.00%
		127	127	100.00%	126	99.21%
		46	46	100.00%	46	100.00%
		120	120	100.00%	120	100.00%
		239	239	100.00%	239	100.00%

		132	132	100.00%	132	100.00%
		61	61	100.00%	61	100.00%
		80	80	100.00%	79	98.75%
		87	87	100.00%	87	100.00%
		67	67	100.00%	66	98.51%
		35	35	100.00%	35	100.00%
		65	65	100.00%	65	100.00%
		73	73	100.00%	73	100.00%
		75	75	100.00%	75	100.00%
		96	96	100.00%	95	98.96%
		84	82	97.62%	81	98.78%
		80	79	98.75%	79	100.00%
		39	39	100.00%	39	100.00%
		295	295	100.00%	295	100.00%
		59	59	100.00%	59	100.00%
		83	83	100.00%	83	100.00%
		39	39	100.00%	38	97.44%
		99	99	100.00%	99	100.00%
		48	48	100.00%	48	100.00%
		215	215	100.00%	215	100.00%
		32	32	100.00%	32	100.00%
		113	113	100.00%	109	96.46%
		54	54	100.00%	54	100.00%
		125	125	100.00%	121	96.80%
		138	138	100.00%	138	100.00%
		40	40	100.00%	40	100.00%
		72	72	100.00%	72	100.00%
		62	62	100.00%	62	100.00%
		38	38	100.00%	38	100.00%
		37	37	100.00%	37	100.00%
		94	94	100.00%	94	100.00%

2022-2023

2023 559 11.69% 29
 8 31 93.04%
 2582 67.61%

24 2023

	业		例 %
	407	139	34.15%
	292	77	26.37%
	333	82	24.62%
	277	44	15.88%
	430	42	9.77%
	171	13	7.60%
	295	21	7.12%
	503	33	6.56%
	598	39	6.52%
	334	21	6.29%
	164	10	6.10%
	280	14	5.00%
	355	13	3.66%
	343	11	3.21%
	4782	559	11.69%

25 2023

	位	人	%
		3355	70.16
		182	3.81
		79	1.65
		40	0.84
		34	0.71
		16	0.33
		15	0.31
		7	0.15

2022- 2023

			4	0.08
			2	0.04
			1	0.02
			19	0.40
			42	0.88
			55	1.15
			29	0.61
			559	11.69
			10	0.21

2022- 2023

AB

1167

212

955

2020

2020

2020

11

2022

"

"

2020

2023

"

"

26

2022- 2023

	158	641	799
	3	140	143
	51	174	225
	212	955	1167

2022- 2023

231

13

2022- 2023

27

2022- 2023

	7	11
	6	44
	31	2
	8	9
	46	19
	69	2
	29	6
	2	12
	16	24
	2	7
	5	63
	4	26
	6	6
	231	231

2022- 2023

4

259

28

2022- 2023

	2019	2020	2021
	29	30	29
	14	40	33
	16	25	25
	0	18	0
	59	113	87

95. 17%

2023

196

2022-2023

98.78% " " 54.59% " " 44.39%
" " 1.22% " " 0.95%

94%

2023

2022

29

2022

%

		" "
	94	95
	67.2	70
	90.3	91
	93.5	92
	69	77

"

"

— —

"

" "

" "

" "

" "

"

"

"

"

"

"

"

"

"

"

" "

" "

" "

"

"

"

"

"

"

" "

"

"

"

"

"

"

"

55

22

40% 25

30

70%

2025

20%

50

1

18

5

"

"

2022-2023

" "

" " "

"
— 2023

"

30

17

" "

" "

30

300

"

"

|||

2023—2025

3

3

2022-2023

" " 40

—

2023 " " — —

2023

2023

50

200

100

2000

42

90%

"

"

"

"

10

525

"

"

2018

"

"

2011

	"	"							SDH
									60
4									22
					4				14
						6		800	
	200								
" "	"								"
				10					20
			10			110			
					"			"	
	2023			EGPC				2023	
	71								
		"	•	•	"				
						12			18
174									

OS

1

1.8

2022-2023

2022

"

"

SDH

"

"

21

"

"

"

"

"

"

RCEP

2022-2023

" "

" "

2022—2025

"

" " OBE "
"

" OBE "
2.0

18

" "

2023

3

2023

"

"

2022

6

OBE